

# WEST CENTRAL TEXAS

## REPLICATED AGRONOMIC COTTON EVALUATION (RACE) TRIAL REPORT



# 2023

TEXAS A&M  
**AGRILIFE**  
EXTENSION

Department of  
Soil and Crop Sciences  
Texas A&M AgriLife  
Extension Service





# WEST CENTRAL TEXAS RACE TRIALS | 2023

## CONTRIBUTING AUTHORS

Reagan Noland	Extension Agronomist <sup>1</sup>
Gregory Wilson	Extension Program Specialist <sup>1</sup> – Integrated Pest Management
Morgan McCulloch	Extension Program Specialist <sup>1</sup> – Soil and Crop Sciences

Brad Easterling	Integrated Pest Management Agent <sup>2</sup>
Marty Vahlenkamp	County Extension Agent <sup>3</sup>
Josh Blanek	County Extension Agent <sup>4</sup>
Payton Keifer	County Extension Agent <sup>5</sup>

1. Texas A&M AgriLife Extension, San Angelo, TX
2. Texas A&M AgriLife Extension, Glasscock, Reagan, & Upton Counties, TX
3. Texas A&M AgriLife Extension, Runnels County, TX
4. Texas A&M AgriLife Extension, Tom Green County, TX
5. Texas A&M AgriLife Extension, Pecos County, TX

## ACKNOWLEDGEMENTS

We extend our appreciation to **the producer cooperators** (Table 1) who provided their land, equipment, and time for preparation, planting, management, and harvesting of these trials. We also appreciate the Texas State Support Committee for Cotton and Cotton Incorporated, Americot, Inc. (NexGen), BASF (FiberMax & Stoneville), Bayer Crop Science (Deltapine), and Corteva Agriscience (Phytogen) for partial funding of these trials.

## ADDITIONAL RESOURCES

- General cotton production information for new cotton growers: <http://cotton.tamu.edu/index.html>
- Cotton variety trial results: <http://varietytesting.tamu.edu/cotton/>
- Other agronomy information from the Texas A&M AgriLife Extension Center at San Angelo, TX: <https://sanangelo.tamu.edu/extension/agronomy/>

## TABLE OF CONTENTS

Acknowledgements .....	1
2023 season and trial overview .....	3
Map of trial sites .....	4
Site information .....	5
Variety characteristics.....	6
Precipitation by location .....	7
Variety performance across locations.....	9
Glasscock County Irrigated results .....	11
Fisher County Dryland results .....	12
Runnels County Dryland results .....	13
2022 Results – Tom Green, Pecos, and Glasscock Counties .....	14
2021 Results – Tom Green, Runnels, Fisher, Jones, and Glasscock Counties.....	13

## 2023 OVERVIEW

The Texas A&M AgriLife Extension Service agronomy program in San Angelo, TX coordinated the planting of 4 large-plot, on-farm, replicated variety trials across West Central Texas in 2023 (Fig. 1, Table 1). The 2023 cotton growing season was characterized by extreme heat at planting and extreme heat and drought through late summer. Most dryland cotton in the region failed, as well as considerable acreage of irrigated cotton.

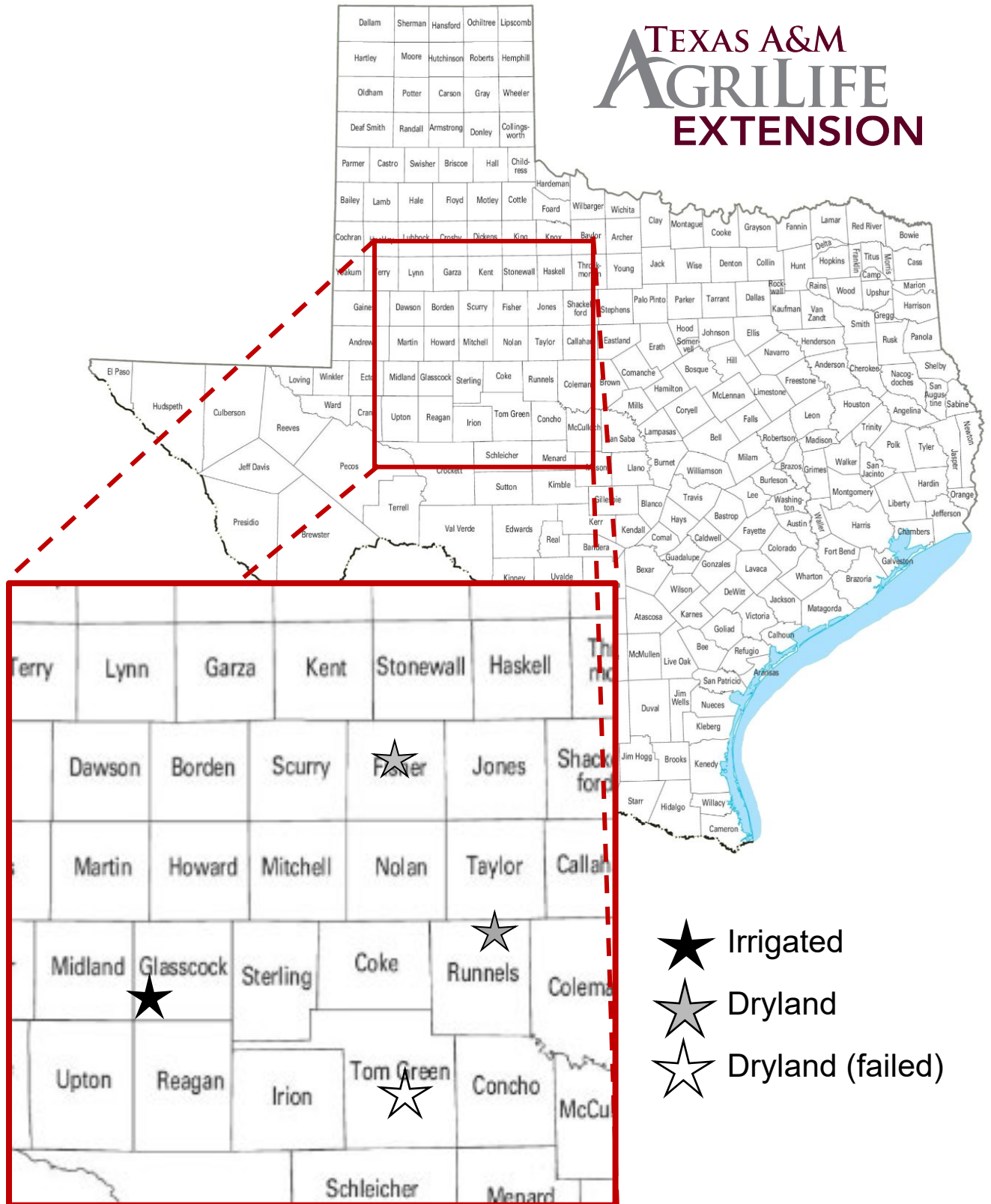
The dryland site in Tom Green County established, but then failed completely, the other two dryland sites were hand-picked to salvage as much information as possible from the trials. The irrigated site was machine harvested with grower equipment (Table 1) and seed cotton weights from each entire strip were recorded in the field with a platform scale.

Seed cotton subsamples from harvested locations were ginned at the Texas A&M AgriLife Research Gin at the Texas A&M AgriLife Research and Extension Center in Lubbock, TX. This is a small-scale Lummus gin with lint cleaners that affect turnout and lint quality similar to a commercial gin. HVI quality parameters were measured and reported by the Texas Tech University Fiber and Biopolymer Research Institute. The color, leaf grade, micronaire, length, strength, and uniformity of each sample were used to calculate loan values using the 2021 Cotton Incorporated Loan Value Calculator with a base lint value of \$0.52 lb<sup>-1</sup>.

Replication and statistical analyses were used to account for variability within test sites and identify effects that can be confidently attributed to the genetic differences between varieties rather than inconsistent conditions or other sources of error. Differences were declared at  $\alpha = 0.10$  (or  $P < 0.10$ ), meaning we accept a 10% chance of declaring a false positive, and maintain a 90% chance that declared differences are true and due to the treatments. When  $P$  is greater than 0.10, no significant differences exist for that response. Significant  $P$  values are indicated by bold font in the results tables. The CV (coefficient of variation) presented in the results table for each site indicates the range of variability in the raw data. A lower CV is better and indicates a more uniform trial. The LSD (least significant difference) is the margin of variation within groups that are statistically similar, so if  $P < 0.10$  and the difference between two values is greater than the LSD, then those values are statistically different. In the results for each site, LSD values are only shown if significant differences exist. Otherwise, non-significance is indicated as “n.s.”



**Figure 1. 2023 West Central Texas RACE Trial Locations**



## SITE INFORMATION

**Table 1.** Trial locations and details for harvested 2023 West Central Texas RACE trials.

County	Water Regime	Cooperator	Extension Agents	Planting date	Harvest date	Rows × width	Seeding Rate (seeds ac <sup>-1</sup> )	Harvester Type	Soil Series <sup>§</sup>
Runnels	Dryland	Aaron Colburn	Marty Vahlenkamp	6/12	-	8 × 40	26,000	Hand picked	Rowena Clay Loam and Tobosa Clay
Fisher	Dryland	Joe Posey	Nick Dickson	5/12	11/15	8 × 40	40,000	Hand picked	Colorado Silt Loam
Tom Green	Dryland	Eli Droll	Josh Blanek	-	Failed	8 × 40		-	Tobosa and Lipan Clay
Glasscock	Irrigated	Randy Braden	Brad Easterling	-	11/18	8 × 40		Stripper baler	

§ Soil series and texture obtained from web soil survey.

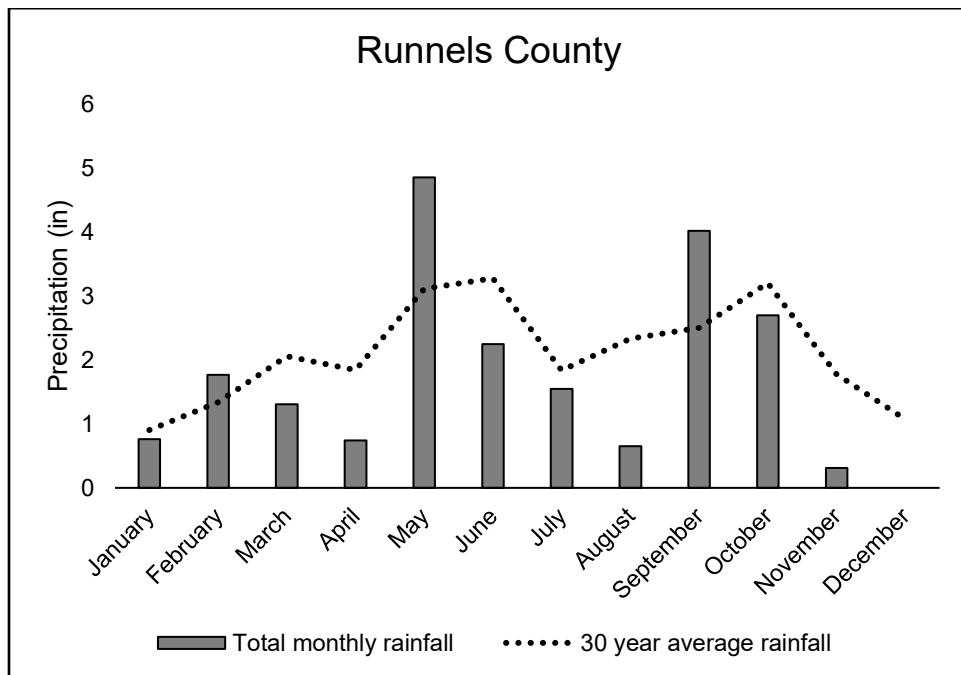
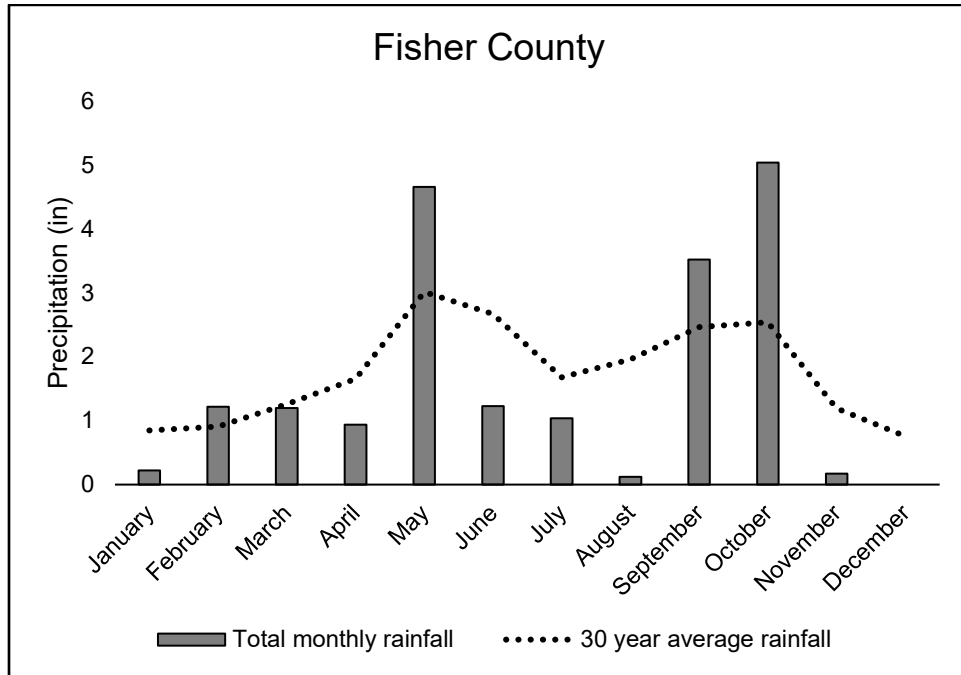
## VARIETY CHARACTERISTICS

**Table 2.** Characteristics of cotton varieties included in the 2023 RACE trials in West Central Texas. Information obtained from seed company websites.

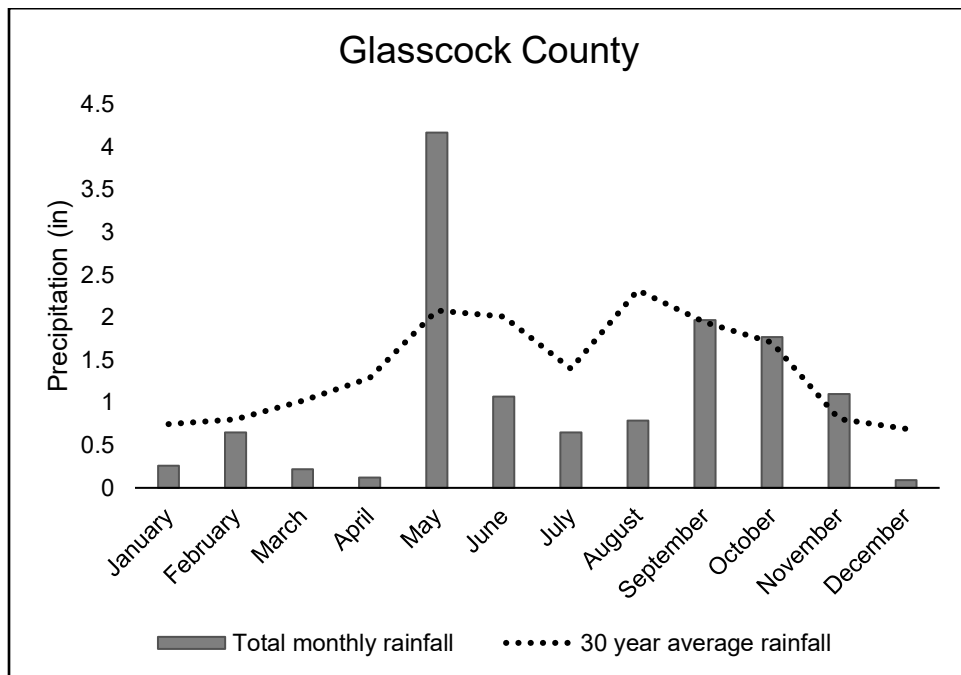
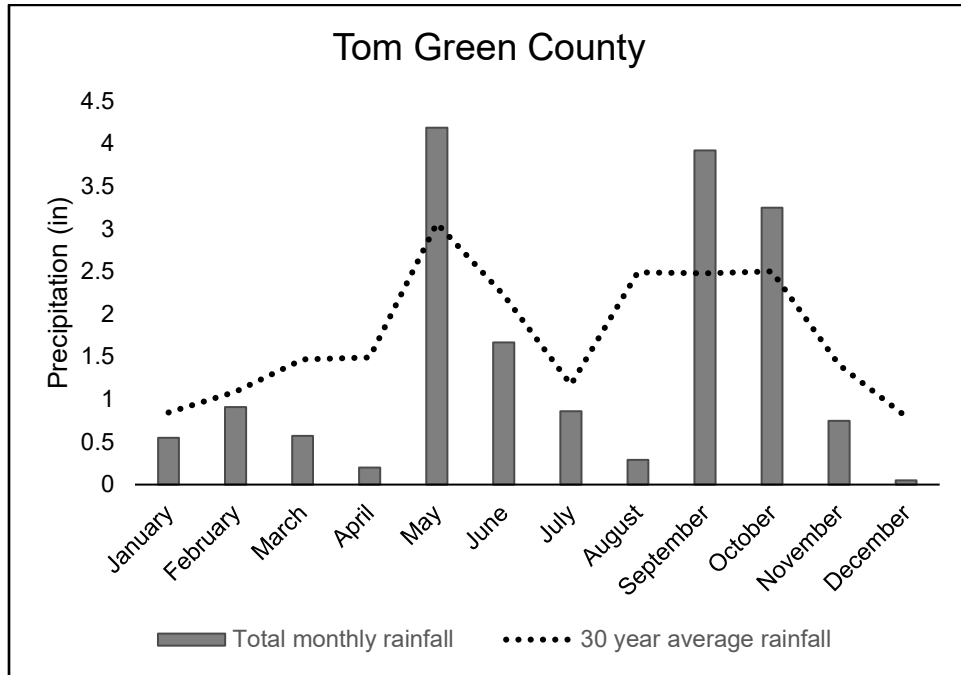
Variety	Maturity	Leaf Type	Plant Height	Verticillium	Bacterial Blight	Root-knot	Reniform
DeltaPine 1646 B2XF	mid-full	smooth	med-tall	susceptible	susceptible	susceptible	susceptible
DeltaPine 2239 B3XF	med.	smooth	med.	mod-sus	susceptible	susceptible	susceptible
DeltaPine 2335 B3XF	med.	smooth	med.	tolerant	resistant	susceptible	susceptible
Stoneville 4993 B3XF	early-mid	semi-smooth	med.	fair	resistant	fair	susceptible
NexGen 4098 B3XF	med.	semi-smooth	med-tall	mod-tol	mod-res	susceptible	susceptible
NexGen 4190 B3XF	med.	smooth	med-tall	fair	susceptible	susceptible	susceptible
Phytogen 332 W3FE	early-mid	semi-smooth	med-tall	tolerant	resistant	resistant	resistant
Phytogen 480 W3FE	med.	semi-smooth	med-tall	susceptible	resistant	resistant	susceptible
Phytogen 400 W3FE	med.	semi-smooth	short-med	susceptible	resistant	resistant	susceptible
FiberMax 2498 GLT	med.	semi-smooth	med-tall	very good	resistant	fair	susceptible
FiberMax 2398 GLTP	med.	semi-smooth	med-tall	very good	resistant	fair	susceptible



## 2023 PRECIPITATION BY LOCATION



## 2023 PRECIPITATION BY LOCATION CONT...



## VARIETY PERFORMANCE ACROSS LOCATIONS - RACE TRIAL – 2023

**Table 3.** Dryland variety rankings based on lint yield.

Location	Fisher	Runnels	Mean Rank
<b>Mean Lint Yield (lb/ac)</b>	202	134	
<b>Variety</b>	<b>Dryland</b>		
PHY 480 W3FE	2	3	2.5
DP 2239 B3XF	4	2	3
NG 4190 B3XF	5	1	3
ST 4993 B3XF	1	5	3
NG 4098 B3XF	3	4	3.5
DP 2335 B3XF	6	6	6
PHY 332 W3FE	7	7	7
FM 2498 GLT	8	8	8

**Table 4.** Irrigated variety rankings based on lint yield.

Location	Glasscock
<b>Mean Lint Yield (lb/ac)</b>	786
<b>Variety</b>	<b>Irrigated</b>
PHY 332 W3FE	1
ST 4993 B3XF	2
DP 2239 B3XF	3
DP 1646 B2XF	4
PHY 400 W3FE	5
NG 4098 B3XF	6
FM 2398 GLTP	7
NG 4190 B3XF	8
DP 2335 B3XF	9

## VARIETY PERFORMANCE ACROSS LOCATIONS - RACE TRIAL – 2023

**Table 5.** Dryland variety rankings based on loan value.

Location	Fisher	Runnels	Mean Rank
Mean Loan (¢/lb)	42	50	
Variety	Dryland		
NG 4098 B3XF	1	1	1
DP 2239 B3XF	3	2	2.5
PHY 480 W3FE	2	5	3.5
FM 2498 GLT	7	3	5
ST 4993 B3XF	4	6	5
NG 4190 B3XF	5	7	6
PHY 332 W3FE	8	4	6
DP 2335 B3XF	6	8	7

**Table 6.** Irrigated variety rankings based on loan value.

Location	Glasscock
Mean Loan (¢/lb)	52
Variety	Irrigated
FM 2398 GLTP	1
DP 2239 B3XF	2
DP 2335 B3XF	3
PHY 400 W3FE	4
DP 1646 B2XF	5
NG 4098 B3XF	6
PHY 332 W3FE	7
NG 4190 B3XF	8
ST 4993 B3XF	9

## Glasscock County Irrigated RACE Trial – 2023

Variety	Stand Est. (%)	Lint (lbs/ac)	Turnout (%)	Mic	Length (in)*	Strength (g/tex)	Unif.	Color	Leaf	Loan Value (¢/lb)
PHY 332 W3FE	-	<b>851</b>	32.4	4.96	1.078	27.1	79.8	21-3,21-1,31-1	2,2,3	50.9
ST 4993 B3XF	-	<b>850</b>	34.9	5.21	1.069	26.9	80.4	21-1,31-1,21-4	2,3,2	48.2
DP 2239 B3XF	-	<b>847</b>	33.7	5.16	1.103	29.5	82	21-1,21-1,21-2	3,2,2	52.9
DP 1646 B2XF	-	<b>840</b>	34.6	4.97	1.066	26	80.1	21-1,21-1,31-1	2,2,3	51.9
PHY 400 W3FE	-	<b>813</b>	32.8	4.99	1.069	27.1	79.4	21-1,31-1,21-2	3,2,3	52
NG 4098 B3XF	-	<b>765</b>	31.7	5.02	1.094	27.4	80.2	21-2,21-2,21-2	2,2,2	51
FM 2398 GLTP	-	<b>765</b>	31.8	4.8	1.078	27.7	79.2	21-1,21-2,. .	2,2,. .	53.6
NG 4190 B3XF	-	688	32.3	5.12	1.053	27.2	80	21-2,31-1,. .	2,2,. .	50.8
DP 2335 B3XF	-	654	27.5	4.66	1.091	27.6	79.7	21-1,21-4,21-1	3,3,2	52.8
<i>P &gt; F</i>	-	<b>0.1</b>	<i>0.41</i>	<i>0.31</i>	<i>0.77</i>	<i>0.71</i>	<i>0.39</i>	-	-	<i>0.71</i>
<i>CV</i>	-	11.4	8.5	5.1	3.1	6.3	1.5	-	-	6.4
<i>LSD</i>	-	127	N.S.	N.S.	N.S.	N.S.	N.S.	-	-	N.S.
mean	-	786	32.4	4.99	1.078	27.4	80.1	-	-	51.6

† Within columns, bold values represent the uppermost grouping, and are not statistically different from each other.

\*Staple (32<sup>nds</sup>) = Length (in) × 32

## Fisher County Dryland RACE Trial – 2023

Variety	Stand Est. (%)	Lint (lbs/ac)	Turnout (%)	Mic	Length (in)*	Strength (g/tex)	Unif.	Color	Leaf	Loan Value (¢/lb)
ST 4993 B3XF	33	<b>305</b>	<b>26.6</b>	<b>4.61</b>	0.982	<b>26.2</b>	78.9	32-1,32-1,32-1	3,2,3	<b>41.7</b>
PHY 480 W3FE	34	<b>300</b>	26.1	<b>4.54</b>	0.994	<b>26.5</b>	79.9	32-2,32-1,32-1	4,4,4	<b>45.6</b>
NG 4098 B3XF	34	<b>257</b>	24.4	<b>3.99</b>	1.049	<b>26.8</b>	77.6	32-2,32-2,32-1	4,5,4	<b>46.2</b>
DP 2239 B3XF	35	<b>217</b>	26	<b>4.22</b>	1.005	23.3	77.7	32-1,32-1,33-2	3,3,3	<b>42.7</b>
NG 4190 B3XF	36	171	25.3	<b>4.09</b>	0.985	23.1	79.1	32-2,32-2,42-1	3,3,3	<b>40.1</b>
DP 2335 B3XF	39	167	22.4	3.6	0.928	21.9	76.8	22-2,32-1,32-1	2,3,3	33.7
PHY 332 W3FE	37	101	18.5	3.21	0.971	22.2	77.8	33-2,33-2,33-2	3,3,3	29
FM 2498 GLT	41	100	18.3	3.4	0.94	21.2	77.2	32-1,33-1,33-1	3,2,3	29.9
<i>P &gt; F</i>	<i>0.36</i>	<b><i>0.04</i></b>	<b><i>0.03</i></b>	<b><i>0.02</i></b>	<i>0.13</i>	<b><i>0.03</i></b>	<i>0.11</i>	-	-	<b><i>0.01</i></b>
<i>CV</i>	11.2	40.4**	13.7	11.6	4.7	9.2	1.6	-	-	15.0
<i>LSD</i>	N.S.	117.5	0.05	0.66	N.S.	3.17	N.S.	-	-	8.32
mean	36	202	26.6	3.96	0.982	23.9	78.1	-	-	41.7

† Within columns, bold values represent the uppermost grouping, and are not statistically different from each other.

\*Staple (32<sup>nds</sup>) = Length (in) × 32

\*\*Dryland trials were low yielding and were hand-picked. Both of these factors contribute to variable data and high CV values.

## Runnels County Dryland RACE Trial – 2023

Variety	Stand Est. (%)	Lint (lbs/ac)	Turnout (%)	Mic	Length (in)*	Strength (g/tex)	Unif.	Color	Leaf	Loan Value (¢/lb)
NG 4190 B3XF	30	<b>186</b>	<b>24.5</b>	<b>4.49</b>	<b>1.03</b>	24.7	<b>79.5</b>	21-1,21-1,11-1	2,2,2	46.8
DP 2239 B3XF	32	<b>180</b>	23.7	<b>4.74</b>	<b>1.06</b>	25.6	<b>79.3</b>	21-3,11-2	3,1	51.3
PHY 480 W3FE	32	<b>160</b>	21.9	4.55	1.02	<b>27.4</b>	<b>80.4</b>	21-3,11-4,11-3	2,3,2	49.8
NG 4098 B3XF	30	<b>155</b>	21.4	4.05	<b>1.07</b>	<b>27.6</b>	78.1	21-3,21-3,21-1	2,2,3	53.3
ST 4993 B3XF	30	114	21.2	4.52	1.00	<b>26.6</b>	<b>79.9</b>	21-3,11-2,21-1	2,2,2	49.4
DP 2335 B3XF	35	113	21.9	4.15	<b>1.03</b>	25.2	78.5	11-1,11-1,11-1	2,2,2	46.6
PHY 332 W3FE	33	99	17.8	4.13	<b>1.04</b>	<b>26.7</b>	<b>79.5</b>	21-3,21-3,21-3	2,2,2	50.2
FM 2498 GLT	37	62	18	<b>4.92</b>	<b>1.05</b>	<b>27.3</b>	<b>80.4</b>	21-1,11-2,21-1	2,2,2	50.4
<i>P &gt; F</i>	<i>0.41</i>	<b><i>0.04</i></b>	<b><i>0.01</i></b>	<b><i>&lt;.0001</i></b>	<b><i>0.02</i></b>	<b><i>0.04</i></b>	<b><i>0.07</i></b>	-	-	<i>0.11</i>
<i>CV</i>	12.6	31.6**	9.0	3.3	1.8	4.0	1.1	-	-	5.2
<i>LSD</i>	N.S.	57.85	0.03	0.21	0.03	1.47	1.26	-	-	N.S.
mean	32	134	21.3	4.44	1.036	26.4	79.4	-	-	49.7

† Within columns, bold values represent the uppermost grouping, and are not statistically different from each other.

\*Staple (32<sup>nds</sup>) = Length (in) × 32

\*\*Dryland trials were low yielding and were hand-picked. Both of these factors contribute to variable data and high CV values.



# 2022 RACE Trial Results

## Tom Green County Irrigated RACE Trial - 2022

Variety	Stand Est. (%)	Lint (lbs/ac)	Seed Yield (lbs/ac) [(lbs/bale)] <sup>§</sup>	Turnout (%)	Mic	Length (in)*	Strength (g/tex)	Unif.	Color	Leaf	Loan Value (¢/lb)
ST 4993 B3XF	71.6	540 <sup>†</sup>	631 [564]	35.2	4.59	1.03	29.3	80.5	31-1,31-1,31-1	2,3,1	51.0
DP 2239 B3XF	78.5	480	583 [583]	33.7	4.12	1.11	28.9	79.8	31-2,31-1,41-1	4,2,3	53.9
FM 2398 GLTP	69.9	478	695 [699]	32.7	4.48	1.09	28.7	80.9	41-1,31-2,31-1	5,4,3	52.7
NG 4098 B3XF	79.1	442	670 [727]	29.3	3.80	1.08	31.0	78.1	41-1,41-1,41-1	6,5,5	49.4
PHY 332 W3FE	83.1	426	621 [696]	30.8	4.18	1.09	28.3	79.9	31-2,31-2,31-1	4,3,3	53.8
PHY 411 W3FE	71.1	424	498 [567]	31.1	4.31	1.00	28.9	79.9	41-1,31-2,41-1	5,2,4	48.4
NG 4190 B3XF	71.6	399	470 [570]	31.3	3.75	1.09	27.6	79.9	41-1,31-2,31-2	3,2,3	52.4
DP 2012 B3XF	73.4	382	542 [681]	29.6	3.90	1.06	27.9	79.3	31-1,31-2,31-1	3,4,2	52.2
<i>P &gt; F</i>	0.72	0.011	0.02 [0.0001]	<.0001	0.0023	<.0001	0.057	0.034	-	-	0.0003
<i>CV</i>	13.9	9.1	12.5 [5.9]	3.3	5.3	1.3	3.9	1.1	-	-	2.2
<i>LSD</i>	n.s.	59.2	106 [54.3]	0.01	0.3	0.02	1.6	1.2	-	-	1.7
mean	74.8	446	589 [636]	31.7	4.14	1.07	28.8	79.8	-	-	51.7

## Glasscock County Irrigated RACE Trial – 2022

Variety	Stand Est. (%)	Lint (lbs/ac)	Seed Yield (lbs/ac) [(lbs/bale)] <sup>§</sup>	Turnout (%)	Mic	Length (in)*	Strength (g/tex)	Unif.	Color	Leaf	Loan Value (¢/lb)
DP 2239 B3XF	74.6	807	762 [452]	42.2	4.89	1.21	29.0	82.1	31-2,31-2,31-1	4,3,3	54.3
NG 4190 B3XF	87.1	783	845 [519]	40.4	4.91	1.13	28.6	81.9	41-1,31-2,41-1	4,3,3	52.8
PHY 332 W3FE	92.6	782	898 [550]	39.2	5.15	1.16	29.7	82.0	31-1,31-1,31-2	3,3,4	52.6
ST 4993 B3XF	82.2	762	735 [463]	42.5	5.40	1.08	30.1	82.0	31-2,31-2,31-1	4,1,2	50.7
FM 2398 GLTP	84.4	757	818 [519]	41.8	5.57	1.13	29.6	82.6	31-1,31-1,31-1	2,3,3	52.5
PHY 411 W3FE	79.0	755	772 [493]	40.5	5.42	1.06	29.4	80.6	31-2,31-2,31-2	3,3,4	48.8
NG 4098 B3XF	75.1	746	1011 [652] <sup>†</sup>	35.4	4.53	1.22	31.5	80.9	41-1,31-2,41-2	5,4,6	52.0
DP 2012 B3XF	82.2	736	848 [555]	39.9	4.94	1.13	29.4	82.2	31-2,31-1,31-1	2,3,3	53.8
<i>P &gt; F</i>	0.31	0.65	0.0009 [0.0006]	0.0009	0.0037	<.0001	0.071	0.23	-	-	0.038
<i>CV</i>	11.0	6.1	6.8 [7.7]	3.6	5.1	1.7	3.2	1.2	-	-	3.4
<i>LSD</i>	n.s.	n.s.	81.8 [56.5]	0.02	0.4	0.03	1.3	1.4	-	-	2.5
mean	82.2	766	836 [526]	40.3	5.10	1.14	29.7	81.8	-	-	52.2

## 2022 RACE Trial Results cont..

### Pecos County Irrigated RACE Trial – 2022

Variety	Stand Est. (%)	Lint (lbs/ac)	Seed Yield (lbs/ac) [(lbs/bale)] <sup>§</sup>	Turnout (%)	Mic	Length (in)*	Strength (g/tex)	Unif.	Color	Leaf	Loan Value (¢/lb)
ST 4993 B3XF	78.3	1494 <sup>†</sup>	1566 [502]	39.2	4.98	1.12	30.6	82.4	31-1,21-2,31-1	4,3,1	53.9
PHY 411 W3FE	83.0	1466	1390 [456]	37.2	4.95	1.10	29.2	81.7	41-1,31-2,31-1	3,6,4	51.2
NG 4190 B3XF	83.0	1451	1400 [464]	38.2	4.67	1.17	27.8	83.0	41-1,21-2,31-1	4,2,3	55.5
NG 4098 B3XF	81.9	1401	1845 [631]	32.3	4.19	1.16	30.2	79.1	51-3,41-3,41-3	8,5,5	45.0
FM 2398 GTLP	79.3	1394	1517 [523]	38.0	5.04	1.15	28.3	82.1	31-1,31-1,31-1	3,3,2	54.3
DP 2239 B3XF	86.1	1385	1325 [459]	38.5	4.88	1.18	28.4	81.7	31-1,31-1,31-1	4,3,4	54.2
PHY 332 W3FE	76.2	1382	1585 [550]	35.6	4.77	1.14	28.9	81.6	31-3,31-3,31-3	4,2,3	55.3
DP 2012 B3XF	87.6	1314	1362 [498]	37.1	4.67	1.14	28.8	81.4	31-1,21-2,31-1	3,3,5	54.6
<i>P &gt; F</i>	0.39	0.077	0.0005 [0.0001]	<.0001	<.0001	0.0008	0.0007	0.0001	-	-	0.15
<i>CV</i>	7.6	4.6	[6.1]	2.6	2.3	1.5	2.1	0.7	-	-	2.9
<i>LSD</i>	n.s.	92.3	[44.6]	0.01	0.2	0.02	0.9	0.9	-	-	n.s.
mean	81.9	1411	[511]	37.0	4.77	1.15	29.0	81.6	-	-	53.0

# 2021 RACE Trial Results

## Tom Green County Irrigated RACE Trial - 2021

Variety	Lint (lbs/ac)	Turnout (%)	Mic	Length (in)*	Strength (g/tex)	Unif.	Color	Leaf	Loan Value (¢/lb)
PHY332W3FE	1039 <sup>†</sup>	25.9	3.31	1.11	28.8	79.1	31,31,31	2,1,1	50.8
FM2398GLTP	939	30.6	3.95	1.07	28.2	78.1	31,31,31	2,2,1	52.4
PHY443W3FE	875	27.3	3.38	1.10	30.4	80.5	31,31,31	1,2,1	50.7
NG4098B3XF	861	25.8	3.22	1.14	31.7	77.9	31,31,31	1,2,2	50.9
DP2020B3XF	866	27.8	3.14	1.11	27.5	79.3	31,31,31	1,2,2	48.8
NG4190B3XF	837	28.5	3.47	1.08	26.9	79.3	31,41,41	2,1,1	50.7
ST4990B3XF	781	27.7	3.56	1.11	28.2	80.5	41,31,41	1,2,1	52.8
DP2055B3XF	739	28.2	3.69	1.10	27.7	78.5	31,31,31	2,2,2	53.5
<i>P &gt; F</i>	<b>0.0008</b>	<b>0.03</b>	0.45	0.13	<b>&lt;.0001</b>	<b>0.007</b>	-	-	0.71
<i>CV</i>	10.7	5.5	4.7	2.2	2.7	1.0	-	-	6.3
<i>LSD</i>	133	2.2	<i>n.s</i>	<i>n.s</i>	1.1	1.1	-	-	<i>n.s</i>

## Glasscock County Irrigated RACE Trial - 2021

Variety	Lint (lbs/ac)	Turnout (%)	Mic	Length (in)*	Strength (g/tex)	Unif.	Color	Leaf	Loan Value (¢/lb)
PHY332W3FE	1739	39.4	4.24	1.16	30.3	80.6	31,31,21	1,1,2	56.7
NG4190B3XF	1710	40.8	4.42	1.16	29.0	81.6	21,31,31	1,1,1	56.4
ST4990B3XF	1661	39.6	4.56	1.16	29.1	81.3	31,21,31	1,1,1	56.3
NG4098B3XF	1632	37.4	4.21	1.21	32.6	81.0	31,21,31	1,2,1	56.9
FM2398GLTP	1632	38.5	4.51	1.15	29.6	82.1	21,21,21	1,2,2	56.8
DP2020B3XF	1583	38.8	4.38	1.15	30.3	81.5	21,21,21	2,2,2	56.8
PHY443W3FE	1596	38.1	4.30	1.14	31.7 <sup>†</sup>	81.6	31,31,21	1,2,1	56.0
DP2055B3XF	1478	39.2	4.47	1.18	28.6	80.7	31,31,21	1,1,1	56.1
<i>P &gt; F</i>	0.8	0.73	0.54	0.32	<b>0.012</b>	0.43	-	-	<b>0.0005</b>
<i>CV</i>	11.2	5.9	5.4	2.7	4.0	1.0	-	-	0.3
<i>LSD</i>	<i>n.s</i>	<i>n.s</i>	<i>n.s</i>	<i>n.s</i>	1.7	<i>n.s</i>	-	-	0.30

## Tom Green County Dryland RACE Trial - 2021

Variety	Lint (lbs/ac)	Turnout (%)	Mic	Length (in)*	Strength (g/tex)	Unif.	Color	Leaf	Loan Value (¢/lb)
FM2498GLT	470	32.0	4.24 <sup>†</sup>	1.09	28.0	79.6	31,31,31	1,1,1	53.8
ST4993B3XF	473	32.9	4.43	1.04	29.9	80.4	31,31,31	1,1,1	51.8
NG4190B3XF	469	28.9	3.62	1.07	29.2	80.5	41,41,41	1,1,1	50.2
PHY480W3FE	468	29.2	3.56	1.05	28.0	80.2	31,31,31	2,1,2	49.9
DP2012B3XF	426	28.1	3.90	1.07	27.9	79.8	31,31,31	2,2,1	53.0
DP1948B3XF	408	28.4	3.59	1.13	31.1	79.6	31,31,41	2,1,1	52.5
NG4098B3XF	379	26.6	3.42	1.14	32.8	79.5	41,31,41	1,2,1	52.0
PHY443W3FE	372	28.2	4.02	1.06	29.2	80.2	31,31,31	2,1,2	52.3
<i>P &gt; F</i>	0.11	0.011	0.008	<.0001	0.016	0.56	-	-	0.47
<i>CV</i>	11.8	6.1	7.6	1.6	5.2	0.9	-	-	4.4
<i>LSD</i>	<i>n.s.</i>	2.6	0.42	0.024	2.2	<i>n.s.</i>	-	-	<i>n.s.</i>

## 2021 RACE Trial Results cont..

### Runnels County Dryland RACE Trial - 2021

Variety	Lint (lbs/ac)	Turnout (%)	Mic	Length (in)*	Strength (g/tex)	Unif.	Color	Leaf	Loan Value (¢/lb)
FM2498GLT	862 <sup>†</sup>	27.7	3.97	1.15	31.3	81.2	31,31,41	1,1,1	55.8
ST4993B3XF	854	30.6	3.87	1.10	32.2	80.7	31,31,21	1,3,2	55.3
NG4190B3XF	813	27.7	3.10	1.12	29.0	80.7	31,31,21	1,1,2	50.2
PHY443W3FE	793	25.3	3.37	1.11	31.5	80.6	21,21,21	2,1,4	51.3
PHY480W3FE	809	24.6	2.97	1.12	29.3	81.5	31,21,21	1,2,2	47.9
DP1948B3XF	755	26.7	3.17	1.16	31.0	80.6	31,21,31	1,2,1	51.2
DP2012B3XF	726	26.2	3.12	1.11	29.4	80.0	31,31,21	1,1,1	49.6
NG4098B3XF	692	25.0	2.91	1.18	34.2	79.8	31,31,31	1,1,1	47.8
<i>P &gt; F</i>	<0.0001	0.001	<.0001	0.001	<.0001	0.08	-	-	0.002
<i>CV</i>	3.8	4.3	5.9	1.8	2.2	0.8	-	-	4.0
<i>LSD</i>	43	1.7	0.28	0.029	1.0	0.9	-	-	2.9

### Fisher County Dryland RACE Trial - 2021

Variety	Lint (lbs/ac)	Turnout (%)	Mic	Length (in)*	Strength (g/tex)	Unif.	Color	Leaf	Loan Value (¢/lb)
ST4993B3XF	408 <sup>†</sup>	34.9	4.49	1.05	31.3	80.7	21,11,11	1,2,2	53.0
NG4190B3XF	386	34.3	4.13	1.06	27.1	80.1	11,21,11	2,1,2	53.2
NG4098B3XF	366	28.4	3.76	1.09	31.1	79.0	21,21,21	2,1,1	54.5
FM2498GLT	378	34.5	4.40	1.04	27.5	79.9	11,11,21	1,2,1	52.0
PHY480W3FE	377	32.5	3.95	1.04	28.0	80.6	11,11,21	1,1,3	52.2
PHY443W3FE	381	32.8	4.27	1.02	29.3	80.2	21,21,11	3,1,2	50.9
DP1948B3XF	345	32.2	4.19	1.11	31.3	81.5	21,11,21	1,2,1	56.1
DP2012B3XF	368	31.7	4.10	1.06	26.5	78.8	21,11,11	1,1,2	52.2
<i>P &gt; F</i>	0.06	0.002	<.0001	0.0001	0.0001	0.0003	-	-	0.003
<i>CV</i>	5.1	3.9	2.7	1.4	3.7	0.6	-	-	2.3
<i>LSD</i>	32	1.9	0.16	0.021	1.5	0.7	-	-	1.7

### Jones County Dryland RACE Trial - 2021

Variety	Lint (lbs/ac)	Turnout (%)	Mic	Length (in)*	Strength (g/tex)	Unif.	Color	Leaf	Loan Value (¢/lb)
NG4098B3XF	349	32.4	4.16	1.09	30.6	78.8	31,31,31	1,1,1	54.1
NG4190B3XF	356	36.8 <sup>†</sup>	4.62	1.06	26.7	79.8	31,31,31	1,1,1	52.9
DP2012B3XF	327	33.7	4.56	1.06	26.8	80.2	31,21,31	1,2,1	52.8
ST4993B3XF	332	36.6	4.95	1.04	30.5	81.0	31,31,21	1,1,2	51.4
DP1948B3XF	303	32.3	4.51	1.12	30.3	80.4	31,31,21	1,1,2	56.1
<i>P &gt; F</i>	0.56	0.02	0.0002	0.0002	<.0001	0.0002	-	-	0.001
<i>CV</i>	12.0	4.8	2.2	1.0	2.0	0.4	-	-	1.5
<i>LSD</i>	<i>n.s.</i>	2.5	0.15	0.016	0.9	0.5	-	-	1.2



<http://cotton.tamu.edu/>

The information given herein is for educational purposes only. Reference to commercial products or trade names is made with the understanding that no discrimination is intended and no endorsement by Texas AgriLife Extension Service is implied.

Texas A&M AgriLife Extension Service are equal opportunity employers and program providers.

Issued in furtherance of Cooperative Extension Work in Agriculture and Home Economics, Acts of Congress of May 8, 1914, as amended, and June 30, 1914, in cooperation with the United States Department of Agriculture. Jeff Hyde, Director, Texas A&M AgriLife Extension Service, The Texas A&M University System.

Department of Soil and Crop Sciences  
soilcrop.tamu.edu